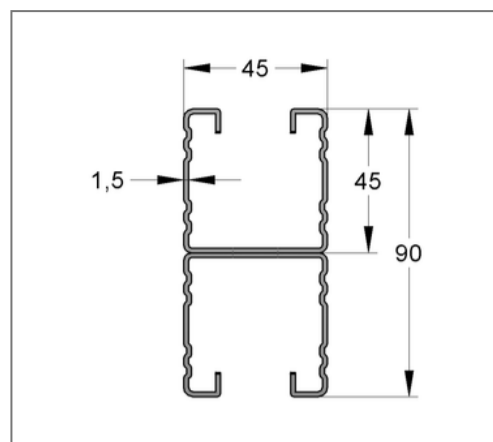
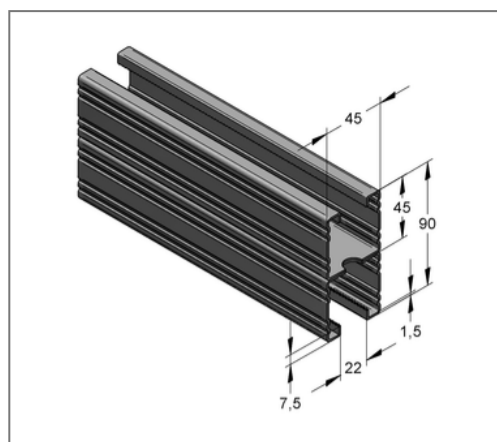



## ■ Profile rail C-profile double 45 / 90 / 1,5 mm L= 6 m pre-galv.



### Commercial details

Part no.	0821901615
EAN/GTIN	4250928448118
Packing unit	24 m
Bundle	180 m
Quantity unit	m
Weight	3,78 kg/m
Product group	02-082
Price unit	1

### QR code



### Certification



### Specification

Application area	Medium weight mounting rail with quick connection option.
Specification	Toothed C-profile rail. Double rails are perforated and welded.
Type of attachment	form-locking connection

### Product details

Width	45 mm
Height	90 mm
Thickness	1,5 mm
Length	6 m
Hole-Ø	14,00 mm
Elongated hole	14x45 mm
Area (least cross section of the profile rail)	4,59 cm <sup>2</sup>
Axial angular impulse I <sub>y</sub>	35,91 cm <sup>4</sup>
Axial angular impulse I <sub>z</sub>	16,74 cm <sup>4</sup>
Grid dimension	52,5 mm
Rail slot width	22 mm
Centroid distance e <sub>o</sub>	4,50 cm

### Technical data

Material	Steel
Material type	S250
Surface	pre-galvanized
TSP	no
Corrosion category	C4 high / C5 medium
Surrounding area	Indoor and outdoor areas

### Remark

Notice	Full bundles, only
--------	--------------------

## Product details

Centroid distance $e_u$	4,50 cm
Centroid distance $e_z$	2,25 cm
Elastic limit	250 N/mm <sup>2</sup>
Radius of inertia $i_y$	2,80 cm
Radius of inertia $i_z$	1,91 cm
Section modulus $W_Y$	7,98 cm <sup>3</sup>
Section modulus $W_Z$	7,44 cm <sup>3</sup>